


Smart School Parent App User Guide for Parents




Our free to download mobile app has been designed for parents and carers to keep up to date with everything taking place at school.

The app has some great features, and most importantly allowing your phone to accept the push notifications will allow the school to contact you in real-time, making important communication so much easier and quicker than any other methods.

The app also has the following features:

- Push notifications / Alerts
- My Feed, so you can choose information specific to your child's year group
- Calendar and Events
- News
- Online Forms
- Letters






How to use our App

Step 1

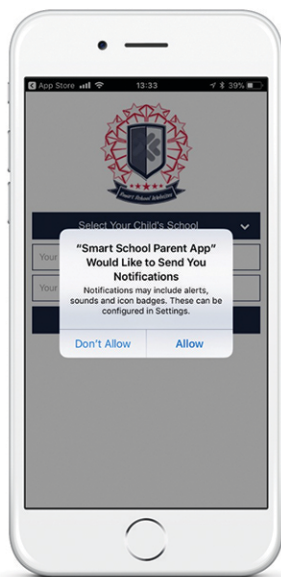
Download the App



Visit either the App Store or Google Play to download our App.

Step 2

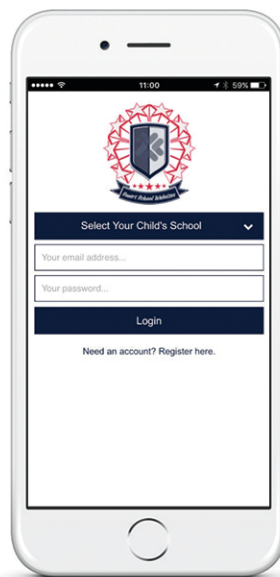
Accept Notifications



The first time the App opens, you will be asked to accept notifications – please ensure you select "Allow".

Step 3

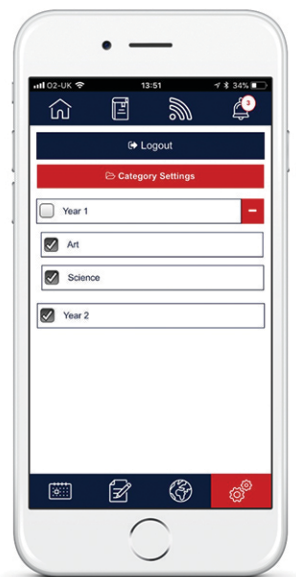
Register or Login




Depending on how your school have set the App up; you may be able to register, or, your school will provide a username and login. Please select your school from the list.

Step 4

Choose your settings

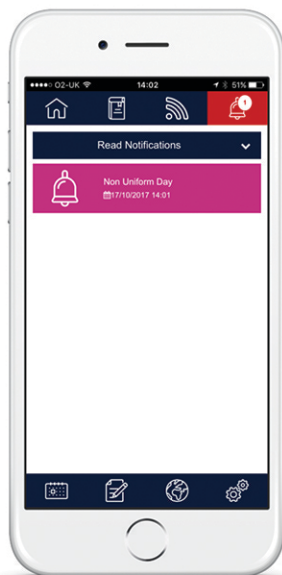


The first time you use the App you will be taken to the settings section, here you can select all relevant information streams that are relevant to you and your children. You can edit these settings at any time.



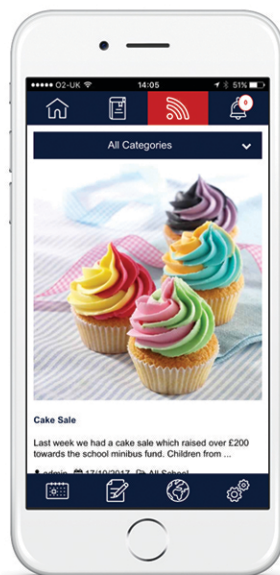
Features

Notifications



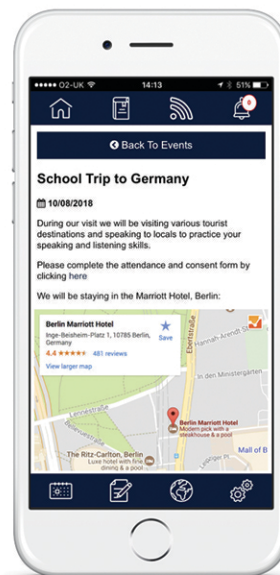
Your school can send push notifications direct to your phone, these notifications can be simple reminders, important messages or even include links to complete forms or view events. At the top of the screen you can filter between read and unread notifications.

News



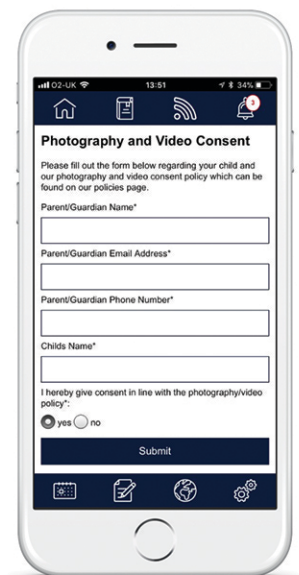
The news feed works based on your settings; it only displays information that is relevant to you and your child(ren), as well as all school news. If you have selected multiple categories you can filter between these using the menu at the top of the screen.

Events




All events that are relevant to you, as well as whole school events, are displayed in this section. Some events may include a form such as attendance or lunch choices etc. If you have selected multiple categories you can filter between these using the menu at the top of the screen, as well as filter based on period of time.

Forms

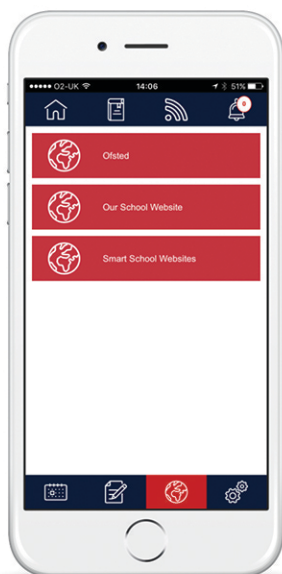


Your school may move to an entirely digital based forms platform. All forms can be submitted online. This reduces the amount of paperwork in school and streamlines admin.



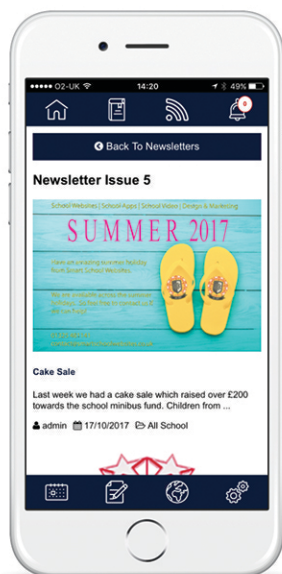
Features

Links



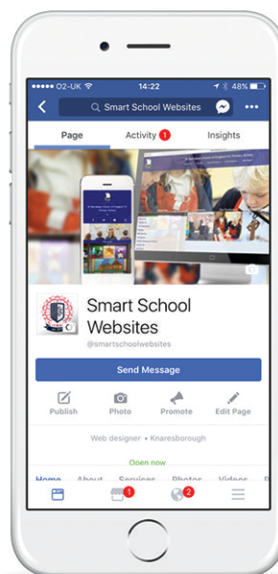
This section will include a number of external links that your school may suggest you visit as they will include informative information regarding your child's education.

Newsletters



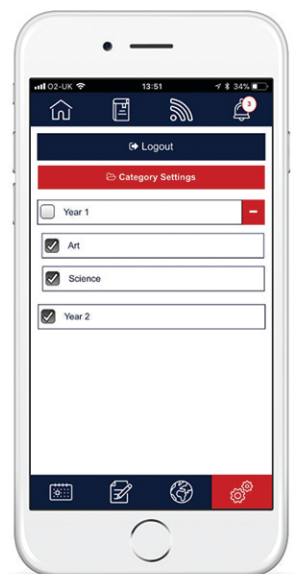
Your school may send regular digital newsletters; all issues will be available here. You can filter based on category depending on your settings.

Social Media




If your school uses social media there may be links directly to their social media streams which can be accessed via the App.

Settings



The settings section allows you to control which streams of information you receive. You can select multiple categories and change them whenever you wish.



Can just anyone download the App?

Anyone can download the App, however if your school has set up the app so that users need a username and password then only those with a valid username and password can access the information.

The App displays information that is freely available on the school website.

I have forgotten my password

Contact your school who will be happy to supply this information. You only need to login to the App once.

Why is the App rated 17+ on the App Store?

Apple have rated the App as 17+ as it gives 'unrestricted access to the internet' via the links section. The links within this section are set by school staff and the App opens the native web browser – the same as opening Safari directly.

Google have rated the app as 3+.

How will I know about App Updates?

The App will be updated periodically to improve features and fix bugs. The App will notify you that there is a newer version available, as well as through the notification area.

What devices does the App work on?

The App is supported on all Apple devices running iOS 9 and above, and non Apple devices running Android 4 and above.



You can watch a user guide video by accessing the following link or by scanning the QR code with a SmartPhone

smartschoolwebsites.co.uk/app